





Character Map

After reading the story with your class, use the visual organizer below to have students map out the characters and their development. Help your students generate specific adjectives to describe each of the main characters. Also, guide students to identify each character's central goal in the story. Use this organizer as a way for students to begin a discussion that delves into the differences between the characters as well as into the ways in which the characters' respective goals overlap or create a conflict.

 Ricky	<ul style="list-style-type: none">• Adjectives:• Personal Goal:	 Tako	<ul style="list-style-type: none">• Adjectives:• Personal Goal:	 Mr. Pritchard	<ul style="list-style-type: none">• Adjectives:• Personal Goal:	 Mimi and Papi Lee	<ul style="list-style-type: none">• Adjectives• Personal Goals:
--	--	---	--	--	--	--	--

Characters often encounter obstacles. What things were standing in the way of each character's personal goal?

Ricky's obstacle: _____

Tako's obstacle: _____

Mr. Pritchard's obstacle: _____

Obstacles for Mimi and Papi Lee: _____

